




# Kentucky High School Athletic Association

2280 Executive Drive ° Lexington, KY 40505 ° www.khsaa.org ° (859)299-5472 (859)293-5999 (fax)

## MEMORANDUM

To: Superintendent, Principal, and Athletic Director  
Edmonson County High School

From: Brigid L. DeVries, Commissioner  
Larry Boucher, Assistant Commissioner 


Date: April 23, 2004.

Subject: 2003-2004 Title IX Annual Report Forms Submission

Enclosed please find a copy of Form T-65, The 2003-2004 Title IX Annual Report Forms Checklist. In addition, you may find an attachment with corrected copies of the forms submitted by your school personnel. Please review this information so the forms can be completed accurately in the future.

Also, KHSAA Audit Staff may have requested a re-submission of some of the 2003-2004 Annual Report Forms or need additional information on your athletic programs. Please submit this information by the date requested if this is applicable. Copies and all KHSAA Title IX documents must be kept current and included in your permanent Title IX File at the school. All documents are subject to Open Records Requests.

Should you need any further information, please do not hesitate to call anytime.



## MEMORANDUM

TO: KHSAA Member School Superintendents, Principals, and Athletic Directors

FROM: Brigid L. DeVries, Commissioner  
Larry Boucher, Executive Assistant Commissioner

DATE: April 23, 2004

RE: 2004 Title IX Forms Submission

School	Edmonson County High School	Reviewed by	Gordon Bocock
--------	-----------------------------	-------------	---------------

The following is a status report regarding the required 2003 - 2004 Title IX submission of forms due in to the KHSAA office by April 15, 2004. Appropriate audit personnel have reviewed these forms and the following is a summary of this review.

### I. Checklist of Forms properly submitted in a satisfactory manner:

✓	GE 19 (Annual Verification)	✓	T-36 (Budget Expenses)
✓	T-1 (Summary Program Chart 1)	✓	T-41 (Checklist – Overall Interscholastic Program)
✓	T-2 (Summary Program Chart 2)	✓	T-60 (Corrective Action Plan)
✓	T-3 (Summary Program Chart 3)	✓	T-63 (Interscholastic Survey Results)
✓	T-4 (Summary Program Chart 4)	✓	T-68 (Five Year Summary)
✓	T-35 (Budget Expenses)		

### II. Status

A.		2003 – 2004 Forms are satisfactory and no further information or action is necessary at this time.
B.		Errors have been noted with respect to the following forms and corrected copies are being returned to you for placement in your Title IX file to ensure proper submission in the future:
C.		The following forms were omitted and must be submitted by school representatives:
D.	✓	<p>Other Recommendation and Comments:</p> <ul style="list-style-type: none"> <li>▪ It is recommended that your Gender Equity Review Committee meet at least once during the fall sports season, once during the winter sports season and once during the spring sports season. This report indicates that there was no fall meeting and two late winter meetings.</li> <li>▪ Although overall spending of funds appears equal, there is a \$1,000 difference in baseball/softball. Please submit information to back this up to the KHSAA by <b>June 15, 2004</b>.</li> <li>▪ Submit to the KHSAA by <b>June 15, 2004</b>, documentation of steps taken to see if the interest in boys'/girls' soccer, boys'/girls' swimming, boys'/girls' tennis and boys' wrestling is real and genuine.</li> <li>▪ Submit a copy of the 2004-2005 girls' and boys' basketball schedules to the KHSAA by <b>June 15, 2004</b>.</li> </ul>



**2003-2004 KENTUCKY HIGH SCHOOL ATHLETIC ASSOCIATION  
ANNUAL VERIFICATION OF TITLE IX PROCEDURES  
(To be submitted by April 15, 2004 along with other required forms)**

APR 12 2004 The Edmonson County High School, Brownsville, Kentucky  
(Name of High School) (City)

certifies to the Kentucky High School Athletic Association that the following is an accurate and true representation of the facts surrounding compliance with 20 U.S.C. Sections 1681-1688, et. Seq. (also known as Title IX)

**I certify the following provisions in accordance with records at the school contained in the permanent Title IX file, and to the best of my knowledge have completed the following tasks. (All boxes must be checked)**

- Established a gender equity committee at the high school. (list committee personnel and provide attachment if necessary)

Name	Address	Phone	Title
Larry Starnes	220 High School Rd., Brownsville Ky.	(270) 597-2151	Asst. Athletic Director
Gary Meredith	220 High School Rd., Brownsville Ky.	(270) 597-2151	Principal
Kevin Jackson	220 High School Rd., Brownsville Ky.	(270) 597-2151	Girls Softball Coach
Phil Rich	220 High School Rd., Brownsville Ky.	(270) 597-2151	Athletic Director
Todd Webb	3300 Otter Gap Road, Bowling Green Ky.	(270) 597-3204	Male Student Rep.
Amanda Pate	P.O. Box 204, Bee Spring, Ky.	(270) 286-4727	Female Student Rep.
Lecia Priddy	15626 Louisville Road, Smiths Grove Ky.	(270) 597-2021	Parent Rep.
Jeff Stice	P.O. Box 129, Brownsville KY.	(270) 597-2101	Title IX Coordinator

*\* } Good  
\* }*

- Scheduled a minimum of three meetings during the 2003-2004 school year on the following dates:

February 4, 2004  
 February 25, 2004  
 March 24, 2004

*} No meeting for fall sports season.*

- Designated the following person(s) as the Title IX coordinator for the school:

Jeff Stice Title IX Coordinator P.O. Box 129, Brownsville Ky. (270) 597-2101

Name	Title	Address	Phone
------	-------	---------	-------

- School personnel are continuing to make periodic reviews of the boys and girls athletics program reflected in the Corrective Action Plan.

- In addition to the above information, the above referenced school maintains a complete permanent file relative to Title IX records including copies of the self-assessment audit, all corrective action plans, and other related materials.

Gary Meredith  
Principal's Signature

April 7, 2004  
Date

Darlene Casady  
Superintendent Signature

[Signature]  
School Board Chairpersons' Signature

*(Send original copy to KHSAA - Maintain duplicate in Title IX school folder)*

*All 5 signatures*

**2003-2004**  
**ACCOMMODATION OF INTERESTS AND ABILITIES**  
**SUMMARY PROGRAM CHART 1**

KHSAA  
 Form T1  
 Rev. 8/03

**Participation Opportunities Test One**

		(Column 1)	(Column 2)	(Column 3)	(Column 4)
	Program	Enrollment	Percentage of Total Enrollment	Number of Interscholastic Participants (double and triple count)	Percentage of Total Participation
Row 1	GIRLS	261	48 <sup>47.42%</sup> ✓	149	45% <sup>44.6%</sup> ✓
Row 2	BOYS	286	52 ✓	185	55% ✓
Row 3	Totals	547 ✓	100% ✓	334 ✓	100% ✓

Instructions:

\*Number of 8<sup>th</sup> grade students & below used in Column 3 and Column 4 calculations if applicable: 73

- 1) Determine the total number of girls enrolled, (place in Row 1, Column 1). Determine the total number of boys enrolled, (place in Row 2, Column 1).
- 2) Add the total number of girls and boys enrolled to determine total enrollment, (place in Row 3, Column 1).
- 3) Calculate the percentage of total enrollment that is female. (Divide Row 1, Column 1 by row 3, Column 1 and place in Row 1, Column 2.) Calculate the percentage of total enrollment that is male. (Divide Row 2, Column 1 by Row 3, Column 1 and place in Row 2, Column 2.) Note: Row 1, Column 2 plus Row 2, Column 2 should total 100%.
- 4) Ask the head coaches to review the most updated eligibility or squad lists for their teams. Ask coaches to confirm the names of those individuals who are on the team as of the first date of competition, and cross out the names of those who were cut from the team or quit the team prior to the first competitive event. Determine the total number of interscholastic athletics participants that are girls, (and place in Row 1, Column 3). In order to determine the total number of athletics participants, an individual should be counted each time he or she participates on a team. For example, if Jane Doe competes on the varsity volleyball team, the junior varsity volleyball team, the junior varsity basketball team, and the varsity softball team, she should be counted as four participants (do not include club or intramural sports participants, cheerleaders, dance teams, or pom squads). Calculate the same way for boys and girls. \* In addition, should 8<sup>th</sup> grade students and below play on a Freshman, Junior Varsity, or Varsity team, they should also be counted for each team and sport on which they participate. If applicable, please asterisk the above notation as to how many 8<sup>th</sup> grade students & below are included in the totals. Using the same procedure, determine the total number of interscholastic athletic participants that are boys, (and place in Row 2, Column 3). Add Row 1, Column 3 plus Row 2, Column 3 to get total participants and place in Row 3, Column 3.
- 5) Calculate the percentage of female participation. (Row 1, Column 3 divided by Row 3, Column 3 and place in Row 1, Column 4.) Calculate the percentage of male participation. (Row 2, Column 3 divided by Row 3, Column 3 and place in Row 2, Column 4.) Note: Row 1, Column 4 plus Row 2, Column 4 should total 100%.

*Pass 61*  
*3.11% OK but barely*

Note: While being within three percent is not a formal compliance standard; if the percent listed in Row 1, Column 4 is within 3% of Row 1, Column 2, then it provides a good target within which compliance is likely.

Principal's Signature: Bary Meredith Date: 4-7-04

**ACCOMMODATION OF INTERESTS AND ABILITIES  
SUMMARY PROGRAM CHART 2**

**Participation Opportunities Test Two**

		Column 1	Column 2	Column 3	Column 4	Column 5
Program		Number of Teams Currently Offered	Number of Participants	Number of Teams Added in Last Five Years	Number of Participants Added in Last Five Years	Percent of Total Participation By Sex Added in Last 5 Years
<b>GIRLS</b>	Row 1	varsity:	6	77	1	
	Row 2	j.v.:	3	48	1	
	Row 3	frosh:	2	24	1	
	Row 4	total:	11	149	3	28%
<b>BOYS</b>	Row 5	varsity:	6	117	0	
	Row 6	j.v.:	3	56	0	
	Row 7	frosh:	2	12	0	
	Row 8	total:	11	185	0	15%

- 1) For Column 1, list the number of interscholastic teams offered for girls and boys at each competitive level (varsity, junior varsity, and freshman). For girls, total each of the entries in Rows 1, 2, and 3 into Row 4. For boys, total Rows 5, 6, and 7 into Row 8.
- 2) For Column 2, list the number of participants at each level. For girls, total each of the entries in Rows 1, 2, and 3 into Row 4. For boys, total Rows 5, 6, and 7 into Row 8. **Note:** The totals in Row 4 for girls and in Row 8 for boys must be the same as the totals in Form T-1, Column 3, Rows 1 and 2 respectively.
- 3) For Column 3, list the number of interscholastic teams that have been added in the last five years at each competitive level. Count each team added during the 5 year period only one time. e.g. Girl's junior varsity soccer was added 3 years ago, count the team only once, not 3 times. For girls, total the entries in Rows 1, 2, and 3 into Row 4. For boys, total Rows 5, 6, and 7 into Row 8.
- 4) For Column 4, list the number of participants that are currently on each level of the teams that were added in the last five years. If a team was added previously but no longer exists, there are no current participants to be added for that team. For girls, total the entries in Rows 1, 2, and 3 into Row 4. For boys, total Rows 5, 6, and 7 into Row 8.
- 5) For Column 5, calculate the percentage of participants that have been added in the last five years. For girls, take the number in Column 4, Row 4 and divide by the number in Column 2, Row 4. For boys, take the number in Column 4, Row 8 and divide it by the number in Column 2, Row 8.

Note: If the percentage of current participants added in the last five years is 25% or greater, compliance with test two may be possible. If less than 25%, then compliance with test three should be analyzed. **CAUTION:** 25% is not a formal compliance standard.

Principal's Signature: Sandy Meredith Date: 4-7-04

**2003-2004**  
**ACCOMMODATION OF INTERESTS AND ABILITIES**  
**SUMMARY PROGRAM CHART 3**

**Participation Opportunities Test Three**

FOR ANY QUESTION ANSWERED "YES" IDENTIFY THE RESPECTIVE SPORT(S).

	GIRLS (Yes / No)		BOYS (Yes / No)
1. For a sport not currently played at the interscholastic level (varsity, junior varsity, or freshman) in your school, is there an intramural team offered for that sport?	NO		NO
2. For a sport <u>not</u> currently offered in your interscholastic athletics program, is there sufficient interest to form a viable interscholastic team based on participation on an intramural team or community recreation teams?	NO		NO
3. For a sport <u>not</u> currently offered, is there sufficient interest to form a viable interscholastic team based on student responses from the interscholastic survey?	YES		YES
4. For a sport currently offered at the varsity level only, is there sufficient interest to form a viable team for a junior varsity, or freshman team that is not currently offered?	NO		NO
5. For a sport currently offered at the junior varsity or freshman level is there sufficient interest to form a varsity team not currently offered?	NO		NO
6. If you answered YES to question (1), (2), (3), (4), or (5), are there enough high schools in your geographic area offering the sport (at the appropriate level) to allow for the development of a reasonable schedule of competition?	YES		YES

*is reflected in  
the CORRECTIVE  
ACTION*

Principal's Signature:   *Dany Meredith*   Date:   4-7-04

**2003-2004**  
**ACCOMODATION OF INTERESTS AND ABILITIES**  
**SUMMARY PROGRAM CHART 4**

**Levels of Competition Test One**

		<b>Column 1</b>	<b>Column 2</b>	<b>Column 3</b>
<b>Girls</b>	<b>Team Levels</b>	<b>Number of Teams Currently Offered</b>	<b>Number of Participants</b>	<b>Percentage of Participants at Each Level</b>
Row 1	varsity:	6	77	52% ✓
Row 2	j.v.:	3	48	32% ✓
Row 3	frosh:	2	24	16% ✓
Row 4	total:		149 ✓	100%
<b>Boys</b>				
Row 5	varsity:	6	117	63% ✓
Row 6	j.v.:	3	56	30% ✓
Row 7	frosh:	2	12	7% ✓
Row 8	total:		185 ✓	100%

- 1) Column 1, list the number of interscholastic teams offered for girls and boys at each competitive level; varsity, junior varsity, and freshman. (Refer to Form T-2, Accommodation of Interests and Abilities, Summary Program Chart 2, Column 1.)
- 2) For Column 2, list the number of participants at each level. For girls, total the entries in Rows 1, 2, and 3 into Row 4. For boys, total the entries in Rows 5, 6, and 7 into Row 8. (Refer to Form T-2, Accommodation of Interests and Abilities, Summary Program Chart 2, Column 2.)
- 3) For Column 3, calculate the percentage of female and male participants at each level.  
For girls' varsity, junior varsity, and frosh, respectively:
  - Divide Column 2, Row 1 by Column 2, Row 4, and place the percentage in Column 3, Row 1.
  - Divide Column 2, Row 2 by Column 2, Row 4, and place the percentage in Column 3, Row 2.
  - Divide Column 2, Row 3 by Column 2, Row 4, and place the percentage in Column 3, Row 3.
  -
 For boys' varsity, junior varsity, and frosh, respectively:
  - Divide Column 2, Row 5 by Column 2, Row 8, and place the percentage in Column 3, Row 5.
  - Divide Column 2, Row 6 by Column 2, Row 8, and place the percentage in Column 3, Row 6.
  - Divide Column 2, Row 7 by Column 2, Row 8, and place the percentage in Column 3, Row 7.

Principal's Signature: *Sandy Meredith* Date: 4-7-04

2003-2004

**BUDGETED AND ACTUAL EXPENDITURES - PROGRAM COMPARISON CHART**

	equipment and supplies		travel		awards		coaches' salaries (to include supplemental and extended employment)		facilities improvements		publications (if sport-specific)	
	B	E	B	E	B	E	B	E	B	E	B	E
G basketball	4,375.00	13,789.14		2,276.94		270.50	3,850.00 + 10 days	3,850.00 + 10 days				
B basketball	4,375.00	11,505.70		2,931.75		336.50	3,850.00 + 10 days	3,850.00 + 10 days				
G softball	2,675.00	9,616.17		926.44		250.00	1,900.00 + 3 days	1,900.00 + 3 days				
B baseball	2,675.00	5,038.08		1,864.36		119.50	1,900.00 + 3 days	1,900.00 + 3 days				
G cross country	1,050.00	7,389.66		1,887.76		229.50	1,425.00	1,425.00				
B cross country	1,050.00	7,389.66		1,887.76		229.50	1,425.00	1,425.00				
G golf	1,337.50	2,522.13		285.00		36.00	2,000.00	2,000.00				
B golf	1,337.50	1,539.35		285.00		36.00	2,000.00	2,000.00				
G soccer												
B soccer												
G swimming	GIRLS	40,356.85		7,419.50		987.00						
B swimming	Boys	44,002.43		8,787.16		1,086.50						

**TO INCLUDE BOOSTER CLUB FUNDING**

1. Budget and expenditures on this 2003-2004 year report due by April 15, 2004, should reflect the total monies budgeted and spent for the entire year of 2002-2003 ending June 30, 2003.
2. "B" is for budgeted dollar amounts and "E" is for actual dollar expenditures.
3. Booster Club Funding/Contributions must be included in the expenditures total.
4. Indicate percentage of total expenditures for each gender: Total Expenditures \$ 84,359.28 % for boys 52% % for girls 48%

Principal's Signature: Sue Meredith Date: 4-7-04  
 Copyright 1999, Good Sports, Inc., Title IX and Gender Equity Specialists. All rights reserved.



**2003-2004  
BUDGETED AND ACTUAL EXPENDITURES - PROGRAM COMPARISON CHART 2  
TO INCLUDE BOOSTER CLUB FUNDING**

Teams	equipment and supplies		travel		awards		coaches' salaries (to include supplemental and extended employment)		facilities improvements		publications (if sport-specific)	
	B	E	B	E	B	E	B	E	B	E	B	E
G track	1,337.50	1,316.70		450.39		None	1,425.00	1,425.00				
B track	1,337.50	1,316.70		450.39		None	1,425.00	1,425.00				
G tennis												
B tennis												
G volleyball	2,763.35	5,723.05		1,592.97		201.00	2,000.00	2,000.00				
B wrestling												
G (list sport)												
B (football)	7,200.00	17,212.94		1,367.90		365.00	3,850.00 + 10 days	3,850.00 + 10 days				
G (list sport)												
B (list sport)												

- Budget and expenditures on this 2003-2004 year report due by April 15, 2004, should reflect the total monies budgeted and spent for the entire year of 2002-2003 ending June 30, 2003.
- "B" is for budgeted dollar amounts and "E" is for actual dollar expenditures.
- Booster Club Funding/Contributions must be included in the expenditures total.
- Indicate percentage of total expenditures for each gender: Total Expenditures \$ 84,359.28 % for boys 52% % for girls 48%

Principal's Signature: *Doug Meredith* Date: 4-7-04

## 2003-2004 KHSAA TITLE IX ATHLETICS AUDIT

KHSAA  
Form T41  
Rev. 8/03

### Checklist - Overall Interscholastic Athletics Program

Areas of Compliance	ADVANTAGE TO (Respond based on Internal Evaluation by checking the appropriate column.)		
	GIRLS' PROGRAM	BOYS' PROGRAM	NEITHER PROGRAM
<b>OPPORTUNITIES</b>			
Accommodation of Interest and Abilities			X
<b>BENEFITS</b>			
Equipment and Supplies			X
Scheduling of Games and Practice Time			X
Travel and Per Diem Allowances			X
Coaching			X
Locker Rooms, Practice and Competitive Facilities			X
Medical and Training Facilities and Services			X
Publicity		X	
Support Services			X
Athletic Scholarships			X
Tutoring			X
Housing and Dining Facilities and Services			X
Recruitment of Student Athletes			X

Principal's Signature: *Dany Meredith*

Date: 4-7-04

SCHOOL NAME

2003-2004  
TITLE IX

Edmonson Co. High School

CORRECTIVE ACTION PLAN

To complete this form, indicate the intended area which needs corrective action, the suggested change and time table for implementation. You may copy this form as needed. Please attach corrective action plans along with audit forms and submit by April 15, 2004.

ITEM FOR CORRECTION	SUGGESTED CHANGE	TIME TABLE FOR CORRECTIVE ACTION
Volleyball (Girls)	Add Freshmen Volleyball	Fall of 2004
Basketball	The boys varsity games were broadcast on an out of district radio station. It will be mandatory for them to broadcast the girls.	Fall of 2004
Girls Golf	Investigate the possibility of providing girls with golf clubs to increase participation. Provide transportation to practice.	Fall of 2004
Softball	Add junior high games	Spring of 2004
Tennis	Investigate the possibility of finding a place to build tennis courts on school property, and make a recommendation to the board.	Fall of 2004
Basketball	Schedule basketball games to provide prime time playing opportunities for girls. (50% for girls and 50% for boys)	Fall of 2004
Wrestling, Soccer, Archery, Swimming	Investigate the probability of adding the following sports. (Taken from student survey responses)	Fall of 2004

\* For all areas currently identified as items for correction, an intended corrective action explanation is needed.  
THIS FORM SHALL BE TYPED.

Principal's Signature: *Sally Meredith* Date: 4-7-04

## 2003-2004 INTERSCHOLASTIC ATHLETICS SURVEY

### Summary of Student Responses

<b>School Name</b>	<b>EDMONSON COUNTY HIGH SCHOOL</b>
<b>School Enrollment</b>	<b>547</b>
<b>Date</b>	<b>3/29/04</b>
<b>Completed By</b>	<b>PHIL T. RICH, ATHLETIC DIRECTOR</b>

**Instructions:**

1. Summarize the Student Athletics Interest Surveys Form T-61 by listing the total number of responses on the line next to each sport.
2. Under the Other Category please provide a listing of the sports as well as the number of students who are interested in participating.
3. Please sign and date the Summary Form (T-63) and mail the Summary Form only to the KHSAA by April 15, 2004. Do not mail the student surveys (Form T-61). However, these Forms should be maintained in your files in the event they are requested subsequently.

899 Number of Surveys

786 Total Returned (*A minimum of 80% return is expected*) 87.4%

6-11 Grades Surveyed

How Was The Survey Administered? Middle School 6-8/Variou classes  
HIGH SCHOOL 9-11/TEST PREP CLASS

(e.g. was it given in all English classes, or all home rooms, or advisee/advisor?)

**Fall Sports (List Total Number of Participation Responses)**

57 Cross Country (Girls)  
52 Cross Country (Boys)  
20 Field Hockey (Girls)  
196 Football (Boys)  
10 Golf (Girls)  
36 Golf (Boys)  
81 Soccer (Girls)  
43 Soccer (Boys)  
188 Volleyball (Girls)  
37 Volleyball (Boys)

**Winter Sport (List Total Number of Participation Responses)**

102 Basketball (Girls)  
162 Basketball (Boys)  
90 Gymnastics (Girls)  
27 Indoor Track (Girls)  
28 Indoor Track (Boys)  
114 Swimming & Diving (Girls)  
44 Swimming & Diving (Boys)

Spring Sport (List Total Number of Participation Responses)

<u>151</u>	Baseball (Boys)
<u>90</u>	Fast Pitch Softball (Girls)
<u>66</u>	Slow Pitch Softball (Girls)
<u>105</u>	Tennis (Girls)
<u>24</u>	Tennis (Boys)
<u>53</u>	Track (Girls)
<u>66</u>	Track (Boys)

Other Sports (From Student Survey T-61 Question 10)

Name of Sport	Number of Students Interested In Participating
<u>VOLLEYBALL</u>	<u>39</u>
<u>WRESTLING</u>	<u>24</u>
<u>ARCHERY</u>	<u>6</u>
<u>TENNIS</u>	<u>29</u>
<u>SWIMMING</u>	<u>50</u>
<u>SOCCER</u>	<u>56</u>
<u>GYMNASTICS</u>	<u>15</u>
<u>FOOTBALL</u>	<u>40</u>

Number of Students who participate in Intramural Sports.  
(From Student Survey T-61 Question 5)

<u>Sport</u>	<u>Number</u>
<u>BASKETBALL</u>	<u>43</u>
<u>BASEBALL</u>	<u>26</u>
<u>FOOTBALL</u>	<u>36</u>
<u>GYMNASTICS</u>	<u>1</u>
<u>CHEERLEADING COMP.</u>	<u>11</u>
<u>SOCCER</u>	<u>4</u>
<u>SOFTBALL</u>	<u>20</u>

List Intramural Sports students are interested in adding:  
(From Student Survey T-61 Question 6)

<u>Sport</u>	<u>Number</u>
<u>SOCCER</u>	<u>36</u>
<u>TENNIS</u>	<u>16</u>
<u>WRESTLING</u>	<u>20</u>
<u>GYMNASTICS</u>	<u>11</u>
<u>BOXING</u>	<u>16</u>
<u>VOLLEYBALL</u>	<u>18</u>
<u>SWIMMING/DIVING</u>	<u>29</u>

Participation in Non-School Sports Activities  
(From Student Survey T-61 Question 7)

<u>Sport</u>	<u>Number</u>
<u>BASKETBALL</u>	<u>34</u>
<u>SOFTBALL</u>	<u>32</u>
<u>BASEBALL</u>	<u>57</u>
<u>FOOTBALL</u>	<u>32</u>
<u>ALL STAR CHEERING</u>	<u>19</u>
<u>GYMNASTICS</u>	<u>11</u>

Reasons for not participating in interscholastic athletics.  
(From Survey Question 8)


<u>Response</u>	<u>Number</u>
<u>71</u> I prefer other activities such as band, chorus, etc.	
<u>151</u> I don't have time	
<u>48</u> The practice schedules and game times are inconvenient	
<u>99</u> The sport I like isn't offered	
<u>35</u> It's too expensive	
<u>15</u> I prefer to participate in club or intramural sports	
<u>68</u> Working	
<u>121</u> Other	
<u>DO NOT LIKE SPORTS, JUST LIKE TO WATCH, NO PARENTAL SUPPORT, NOT GOOD ENOUGH, MEDICAL CONDITIONS</u>	

Student Suggestions to encourage participation

- PLAY FOR FUN - NOT WINNING OR LOSING
- ADD NEW SPORTS
- LOWER THE COST TO PARENTS FOR THEIR STUDENTS/CHILDREN TO PARTICIPATE
- SHORTER PRACTICES

  
Principal's Signature

4-7-04  
Date



**MEMORANDUM**

TO: KHSAA Member School Superintendents, Principals, and Athletic Directors

FROM: Brigid L. DeVries, Commissioner  
Larry Boucher, Executive Assistant Commissioner

DATE: April 23, 2004

RE: 2004 Title IX Forms Submission

School	Edmonson County High School	Reviewed by	Gordon Bocock
--------	-----------------------------	-------------	---------------

The following is a status report regarding the required 2003 - 2004 Title IX submission of forms due in to the KHSAA office by April 15, 2004. Appropriate audit personnel have reviewed these forms and the following is a summary of this review.

I. Checklist of Forms properly submitted in a satisfactory manner:

✓	GE 19 (Annual Verification)	✓	T-36 (Budget Expenses)
✓	T-1 (Summary Program Chart 1)	✓	T-41 (Checklist – Overall Interscholastic Program)
✓	T-2 (Summary Program Chart 2)	✓	T-60 (Corrective Action Plan)
✓	T-3 (Summary Program Chart 3)	✓	T-63 (Interscholastic Survey Results))
✓	T-4 (Summary Program Chart 4)	✓	T-68 (Five Year Summary)
✓	T-35 (Budget Expenses)		

II. Status

A.		2003 – 2004 Forms are satisfactory and no further information or action is necessary at this time.
B.		Errors have been noted with respect to the following forms and corrected copies are being returned to you for placement in your Title IX file to ensure proper submission in the future:
C.		The following forms were omitted and must be submitted by school representatives:
D.	✓	<p>Other Recommendation and Comments:</p> <ul style="list-style-type: none"> <li>▪ It is recommended that your Gender Equity Review Committee meet at least once during the fall sports season, once during the winter sports season and once during the spring sports season. This report indicates that there was no fall meeting and two late winter meetings.</li> <li>▪ Although overall spending of funds appears equal, there is a \$1,000 difference in baseball/softball. Please submit information to back this up to the KHSAA by <b>June 15, 2004</b>.</li> <li>▪ Submit to the KHSAA by <b>June 15, 2004</b>, documentation of steps taken to see if the interest in boys'/girls' soccer, boys'/girls' swimming, boys'/girls' tennis and boys' wrestling is real and genuine.</li> <li>✓▪ Submit a copy of the 2004-2005 girls' and boys' basketball schedules to the KHSAA by <b>June 15, 2004</b>.</li> </ul>

## **II Status**

### **D. Other Recommendation and Comments:**

#### **Bullet # 2**

**Although overall spending of funds appears equal, there is a \$1,000 difference in baseball/softball. (I believe you are referring to the travel expenses)**

**Mr. James Woodcock, the coach of the softball team during the time in question, had his CDL and bus driver license. He chose to drive the bus for free to make it more convenient for the team. They did not have to bid for a driver, they did not have to wait for a driver to finish a route, and they could leave for games as soon as school was out. Mileage was the only travel expense for the softball team. The baseball team had to pay for a driver.**

#### **Bullet #3**

**Submit to the KHSAA by June 15, 2004, documentation of steps taken to see if the interest in boys'/girls' soccer, swimming, tennis and wrestling is real and genuine.**

**I talked with the superintendent of Edmonson Co. Schools and he informed me that at this time we do not have the funding for these sports programs. He said at this time we do not even have a budget from the state. Also, we are limited by space on our high school campus because we are surrounded by Mammoth Cave National Park. We are nearing completion of a new 7<sup>th</sup>/8<sup>th</sup> grade building, renovations to the high school, and renovations to a new 5<sup>th</sup>/6<sup>th</sup> center, and one of our elementary schools.**

**Our district is a small, rural area with limited resources, including athletes. At the present time we find it very difficult to compete with other school districts in the area. If we offer more sports programs they may deplete the athletes from the current sports programs thus decreasing our ability to compete at all.**

**I feel that we could possibly provide for one or two of the new programs, but we currently provide our girls programs with the same opportunity as the boys.**

**Sincerely;**

*Phil T. Rich*

**Phil T. Rich**

**Athletic director**

**Edmonson Co. High School**